

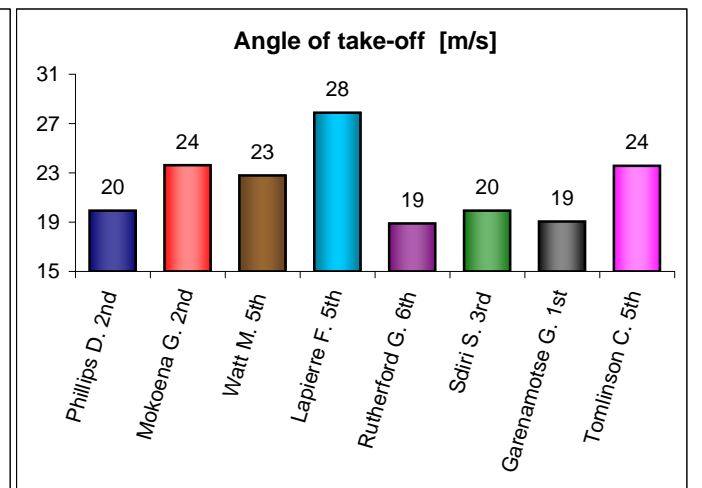
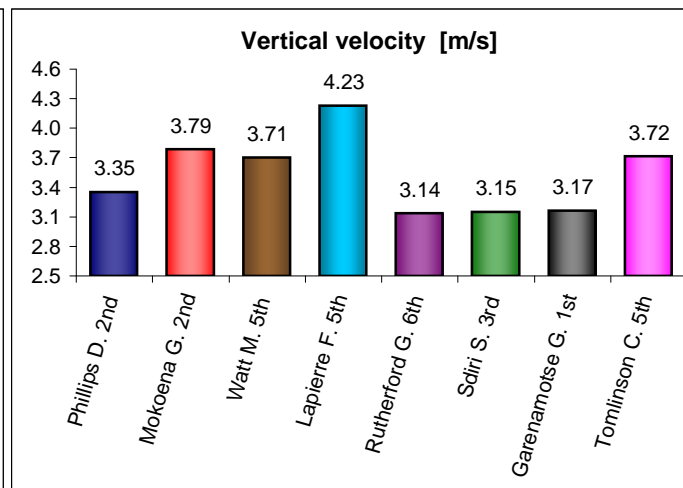
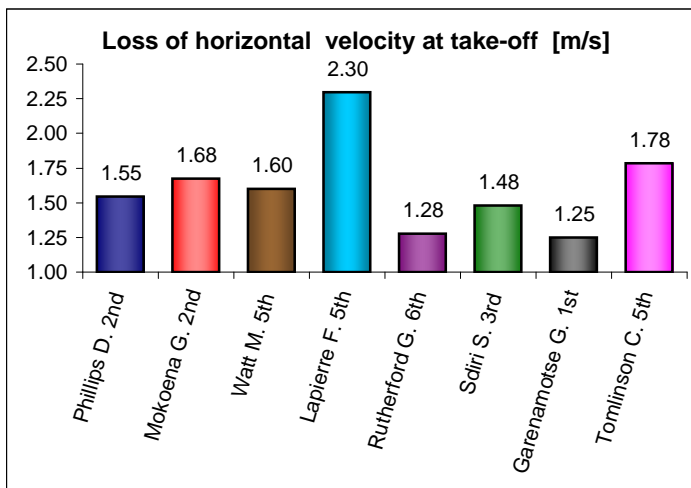
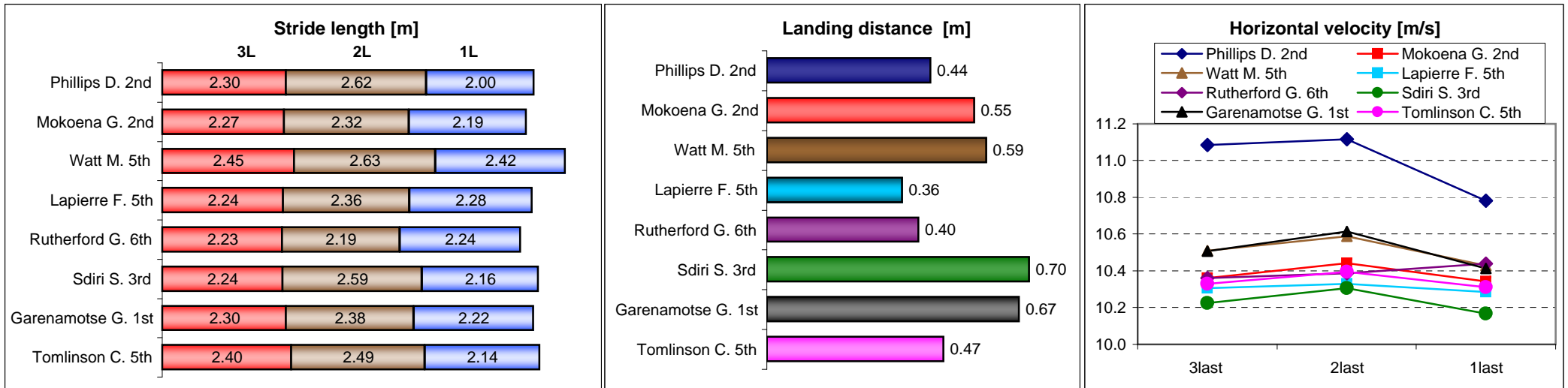
Biomechanical Analysis of the Long Jump Men Final

12th IAAF World Championships in Athletics - Berlin 22. August 2009

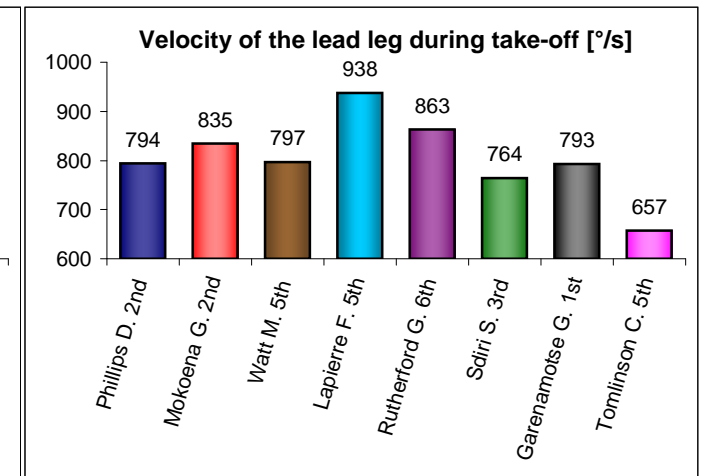
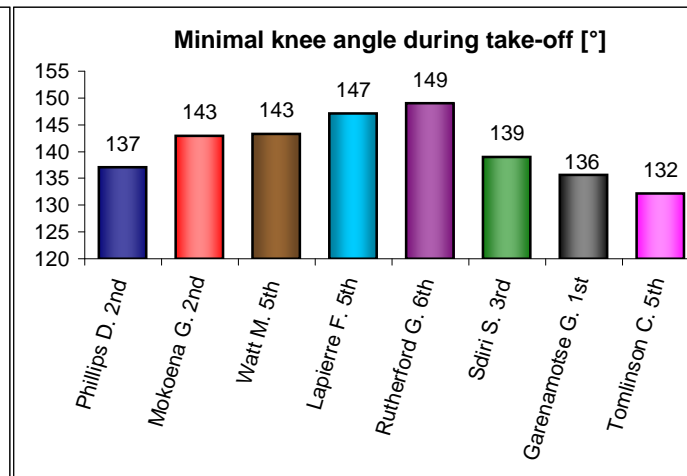
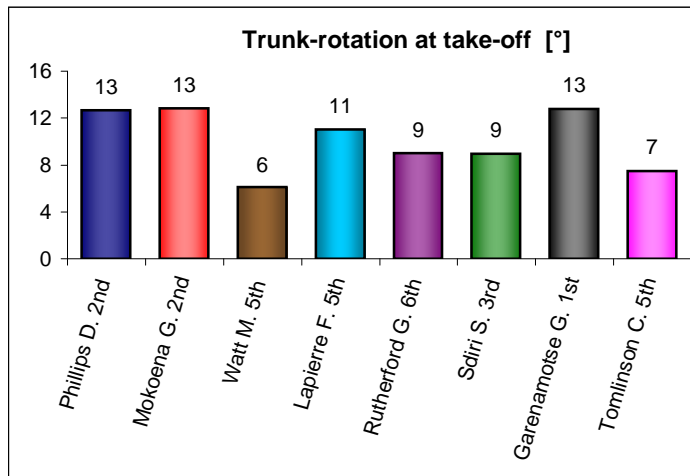
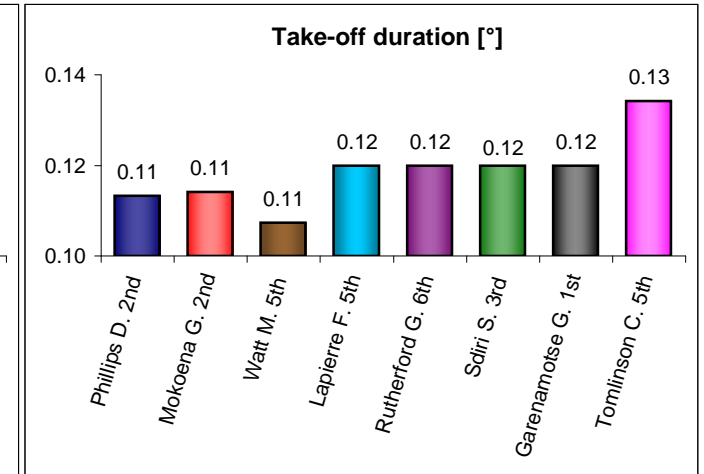
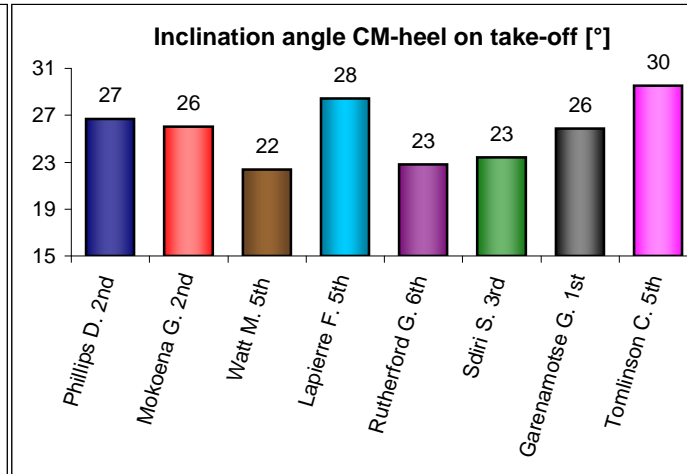
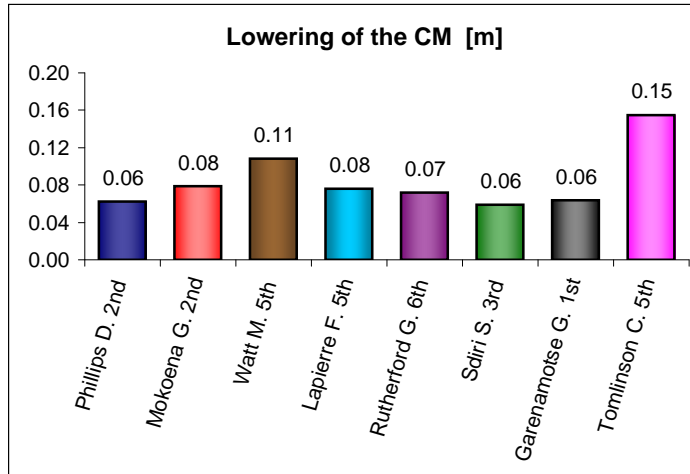
Name / Attempt	Distance [m]				Stride length [m]					lowering of CM	Velocity [m/s]					
	officially measured	real	loss at take-off (toe-to-board)	loss by landing	3last	2last	1last	relative length 2last / 3last [%]	relative length 1last / 2last [%]		3last	2last	1last	take-off instant	loss at take-off	vertical velocity at take-off
Phillips D. 2nd	8.54	8.59	0.05	0.00	2.30	2.62	2.00	114	77	0.06	11.08	11.12	10.78	9.23	1.55	3.35
Mokoena G. 2nd	8.47	8.48	0.01	0.00	2.27	2.32	2.19	102	94	0.08	10.36	10.44	10.34	8.67	1.68	3.79
Watt M. 5th	8.37	8.44	0.07	0.00	2.45	2.63	2.42	107	92	0.11	10.51	10.59	10.43	8.83	1.60	3.71
Lapierre F. 5th	8.21	8.33	0.12	0.00	2.24	2.36	2.28	105	97	0.08	10.30	10.33	10.28	7.99	2.30	4.23
Rutherford G. 6th	8.17	8.23	0.06	0.00	2.23	2.19	2.24	98	102	0.07	10.36	10.39	10.44	9.16	1.28	3.14
Sdiri S. 3rd	8.07	8.07	0.00	0.00	2.24	2.59	2.16	116	83	0.06	10.23	10.31	10.17	8.69	1.48	3.15
Garenamotse G. 1st	8.06	8.14	0.08	0.00	2.30	2.38	2.22	104	93	0.06	10.51	10.61	10.41	9.17	1.25	3.17
Tomlinson C. 5th	8.06	8.10	0.04	0.00	2.40	2.49	2.14	104	86	0.15	10.33	10.40	10.31	8.53	1.78	3.72

Name / Attempt	Take-off						Lead leg		Landing			
	duration [s]	inclination angle [°]	trunk-angle [°]	trunk rotation [°]	minimal knee-angle [°]	angle of take-off [°]	thigh-angle at take-off [°]	average velocity [°/s]	distance [m]	trunk angle [°]	knee angle [°]	hip angle [°]
Phillips D. 2nd	0.11	27	103	13	137	20.0	-9	794	0.44	51	129	55
Mokoena G. 2nd	0.11	26	99	13	143	23.6	-12	835	0.55	74	151	96
Watt M. 5th	0.11	22	97	6	143	22.8	-5	797	0.59	92	148	115
Lapierre F. 5th	0.12	28	102	11	147	27.9	15	938	0.36	61	143	92
Rutherford G. 6th	0.12	23	95	9	149	18.9	4	863	0.40	49	143	64
Sdiri S. 3rd	0.12	23	98	9	139	19.9	-9	764	0.70	108	127	106
Garenamotse G. 1st	0.12	26	99	13	136	19.1	-7	793	0.67	94	153	109
Tomlinson C. 5th	0.13	30	104	7	132	23.6	-17	657	0.47	76	133	94

Biomechanical Analysis of the Long Jump Men Final 12th IAAF World Championships in Athletics - Berlin 22. August 2009



Biomechanical Analysis of the Long Jump Men Final 12th IAAF World Championships in Athletics - Berlin 22. August 2009



Biomechanical Analysis of the Long Jump Men Final 12th IAAF World Championships in Athletics - Berlin 22. August 2009

Phillips D. 2nd 8,59m



Mokoena G. 2nd 8,47m



Biomechanical Analysis of the Long Jump Men Final 12th IAAF World Championships in Athletics - Berlin 22. August 2009

Watt M. 5th

8,37m



Lapierre F. 5th

8,21m



Biomechanical Analysis of the Long Jump Men Final 12th IAAF World Championships in Athletics - Berlin 22. August 2009

Rutherford G. 6th 8,17m



Sdiri S. 3rd 8,07m



Biomechanical Analysis of the Long Jump Men Final

12th IAAF World Championships in Athletics - Berlin 22. August 2009

Garenamotse G. 1st 8,06m



Tomlinson C. 5th 8,06m



Long Jump Men Final, 12th IAAF World Championships in Athletics - Berlin

No.	Name	Att.	Distance [m]	Wind [m/s]	Run-Up-Velocity		
					11-6m [m/s]	6-1m from the Take-Off Board [m/s]	
1218	Phillips	2.A	8.54	+0.1	11.06	10.93	22. Aug 09 s18:30:38
1218	Phillips	3.A	8.37	+0.2	11.05	11.03	22. Aug 09 s18:53:18
1218	Phillips	4.A	8.25	+0.1	10.95	10.84	22. Aug 09 s19:26:21
1218	Phillips	6.A	x	-0.1	10.98	10.89	22. Aug 09 s19:53:29
966	Mokoena	1.A	x	-0.2	10.38	10.40	22. Aug 09 s18:15:10
966	Mokoena	2.A	8.47	+0.1	10.37	10.33	22. Aug 09 s18:34:29
966	Mokoena	3.A	8.31	-0.1	10.28	10.26	22. Aug 09 s18:57:17
966	Mokoena	4.A	8.19	+0.5	0.00	0.00	22. Aug 09 s19:25:14
966	Mokoena	5.A	x	+0.3	10.23	10.10	22. Aug 09 s19:38:18
966	Mokoena	6.A	x	+0.3	10.25	10.15	22. Aug 09 s19:51:39
149	Watt	1.A	8.28	-0.2	10.50	10.41	22. Aug 09 s18:23:06
149	Watt	2.A	x	+0.1	10.53	10.49	22. Aug 09 s18:41:45
149	Watt	3.A	x	+0.2	10.47	10.54	22. Aug 09 s19:05:01
149	Watt	4.A	x	+0.8	10.59	10.67	22. Aug 09 s19:23:44
149	Watt	5.A	8.37	-0.4	10.55	10.46	22. Aug 09 s19:36:56
149	Watt	6.A	x	+0.4	10.58	10.65	22. Aug 09 s19:50:08
140	Lapierre	1.A	8.21	+0.1	10.21	10.16	22. Aug 09 s18:08:51
140	Lapierre	2.A	7.77	-0.3	10.33	10.29	22. Aug 09 s18:27:43
140	Lapierre	3.A	8.19	+0.3	10.25	10.26	22. Aug 09 s18:50:08
140	Lapierre	4.A	x	+0.7	10.22	10.19	22. Aug 09 s19:22:22
140	Lapierre	5.A	8.21	-0.2	10.25	9.91	22. Aug 09 s19:35:18
140	Lapierre	6.A	8.20	-0.2	0.00	0.00	22. Aug 09 s19:49:23
517	Rutherford	1.A	7.83	+0.0	10.60	10.71	22. Aug 09 s18:07:30
517	Rutherford	2.A	7.96	+0.1	10.27	10.24	22. Aug 09 s18:25:59
517	Rutherford	3.A	x	+0.2	0.00	0.00	22. Aug 09 s18:46:27
517	Rutherford	4.A	8.05	+0.7	10.43	0.00	22. Aug 09 s19:14:45
517	Rutherford	5.A	8.15	+0.2	10.24	10.41	22. Aug 09 s19:28:55
517	Rutherford	6.A	8.17	+0.7	0.00	0.00	22. Aug 09 s19:47:38
477	Sdiri	1.A	7.78	-0.1	10.32	10.50	22. Aug 09 s18:10:22
477	Sdiri	2.A	x	+0.1	10.18	10.36	22. Aug 09 s18:28:53
477	Sdiri	3.A	7.99	-0.1	10.10	10.27	22. Aug 09 s18:51:52
477	Sdiri	4.A	8.07	+0.2	10.23	10.29	22. Aug 09 s19:15:54
477	Sdiri	5.A	7.92	+0.5	10.34	10.47	22. Aug 09 s19:30:44
477	Sdiri	6.A	7.83	-0.1	10.30	10.30	22. Aug 09 s19:46:14
206	Garenamotse	1.A	8.06	-0.2	10.41	10.49	22. Aug 09 s18:21:06
206	Garenamotse	2.A	8.04	-0.2	10.34	10.35	22. Aug 09 s18:40:28
206	Garenamotse	3.A	x	+0.3	10.36	10.36	22. Aug 09 s19:03:34
206	Garenamotse	4.A	7.77	+0.5	10.34	10.36	22. Aug 09 s19:19:02
206	Garenamotse	5.A	7.83	+0.4	10.24	0.00	22. Aug 09 s19:34:02
206	Garenamotse	6.A	7.69	+0.3	10.34	10.26	22. Aug 09 s19:45:07
519	Tomlinson	1.A	8.02	-0.4	10.55	10.40	22. Aug 09 s18:19:17
519	Tomlinson	2.A	7.93	+0.1	10.50	10.41	22. Aug 09 s18:38:47
519	Tomlinson	3.A	7.93	+0.2	10.16	10.36	22. Aug 09 s19:01:51
519	Tomlinson	4.A	7.66	+0.4	10.11	10.15	22. Aug 09 s19:17:26
519	Tomlinson	5.A	8.06	-0.2	10.23	10.32	22. Aug 09 s19:32:18
519	Tomlinson	6.A	8.02	+0.2	10.42	10.30	22. Aug 09 s19:43:12



Long Jump Men Final, 12th IAAF World Championships in Athletics - Berlin

No.	Name	Att.	Distance [m]	Wind [m/s]	Run-Up-Velocity		
					11-6m [m/s]	6-1m from the Take-Off Board [m/s]	
1104	Johnson	1.A	6.30	-0.3	10.57	10.58	22. Aug 09 s18:16:39
1104	Johnson	2.A	x	-0.1	10.41	10.50	22. Aug 09 s18:35:28
1104	Johnson	3.A	7.86	+0.1	10.32	10.41	22. Aug 09 s18:58:55
801	Berrabah	1.A	5.91	-0.1	10.46	10.25	22. Aug 09 s18:17:51
801	Berrabah	2.A	x	-0.2	10.33	10.41	22. Aug 09 s18:36:56
801	Berrabah	3.A	7.83	+0.4	10.22	10.21	22. Aug 09 s19:00:18
587	Tsatsoumas	1.A	x	-0.1	0.00	0.00	22. Aug 09 s18:13:25
587	Tsatsoumas	2.A	7.59	+0.4	10.70	10.58	22. Aug 09 s18:32:42
587	Tsatsoumas	3.A	x	+0.8	0.00	0.00	22. Aug 09 s18:54:40
889	Saladino	1.A	x	-0.5	10.40	10.55	22. Aug 09 s18:24:14
889	Saladino	2.A	x	+0.1	10.39	10.28	22. Aug 09 s18:43:02
889	Saladino	3.A	x	+0.4	9.94	9.82	22. Aug 09 s19:06:16